

# Steel Price Report

Volume 10 / Issue 176 / September 15, 2023

## Daily steel benchmarks

	Platts symbol	Unit	Range	Close/Midpoint	% change
<b>Semi-finished</b>					
Billet Ex-stock Tangshan VAT-inclusive	SB01032	Yuan/mt	-	3650.00	+0.55
Billet FOB Black Sea	STBLB00	\$/mt	-	472.50	0.00
<b>Hot-rolled coil</b>					
HRC FOB China SAE1006	STHSA00	\$/mt	-	557.00	0.00
HRC FOB China SS400	STHRZ02	\$/mt	-	537.00	0.00
HRC FOB China SAE1006 Premium	STHRV00	\$/mt	-	20.00	0.00
HRC CFR Southeast Asia SAE1006	TS01041	\$/mt	-	568.00	0.00
HRC DDP Houston	STHRG00	\$/st	-	670.00	0.00
HRC CIF Antwerp	STHRA00	€/mt	615.00-625.00	620.00	-1.59
Platts TSI HRC EXW Indiana	ST01018	\$/st	-	720.00	0.00
Platts North European HRC, EXW Ruhr	STHRE00	€/mt	-	630.00	0.00
HRC CPT Moscow (weekly)	AAXJI00	Rb/mt	55650.00-55850.00	55750.00	+2.29
<b>Cold-rolled coil</b>					
CRC DDP Houston	STRRG00	\$/st	-	940.00	0.00
CRC CIF Antwerp	STRRA00	€/mt	695.00-705.00	700.00	0.00
Platts North European CRC, EXW Ruhr	STRRE00	€/mt	-	740.00	0.00
Platts TSI CRC EXW Indiana	STRRI00	\$/st	-	940.00	0.00
<b>Plate</b>					
Platts TSI Plate Delivered US Midwest	STPRI00	\$/st	-	1570.00	0.00
Plate DDP Houston	STPRG00	\$/st	-	1200.00	0.00
<b>Rebar</b>					
Rebar FOB Turkey	STCBM00	\$/mt	567.00-568.00	567.50	0.00
Rebar FOB China	STCBZ02	\$/mt	-	529.00	0.00
Rebar DDP Houston (weekly)	STCBG00	\$/st	-	790.00	+5.33
Rebar EXW US Southeast (weekly)	STCBC00	\$/st	850.00-860.00	855.00	0.00
Platts Rebar EXW Northwest Europe	STCBE00	€/mt	-	575.00	-0.86
Rebar Ex-stock Beijing VAT-inclusive	SB01198	Yuan/mt	-	3835.00	+1.08

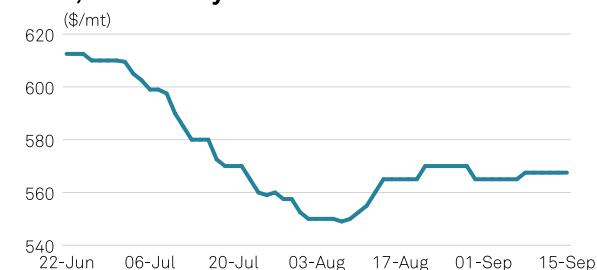
For Platts assessment methodology, please go to: <http://platts.com/IM.Platts.Content/MethodologyReferences/MethodologySpecs/steel.pdf>

For TSI methodology, please go to <https://www.thesteelindex.com/en/procedures-methodology/>

## Contents

Flat products.....	3
Lead times (weeks)* .....	3
Long products .....	4
Stainless .....	5
Pipe and tube .....	6
Semi-finished .....	6
Platts TSI steel assessments currency and unit comparisons, September 15 .....	6
Steel mill economics: global spreads, September 15, 2023 .....	7
Subscriber Notes .....	7
Platts Turkey ARC tracker .....	8
Exchange steel futures.....	9
Steel industry data.....	9

## Rebar, FOB Turkey



Source: S&P Global Commodity Insights

## Assessment rationale

### Platts EMEA Turkish Rebar Daily Rationale

Platts assessed Turkish exported rebar at \$567.50/mt FOB Sept. 15, stable on the day, based on market indications from mill sources and traders.

Tradable levels were heard in the range of \$565-

[\(continued on page 7\)](#)

## Flat products

	Frequency	Platts symbol	Unit	Range	Close/Midpoint	% change
<b>Hot-rolled coil export assessments</b>						
HRC FOB China SAE1006	Daily	STHSA00	\$/mt	-	557.00	0.00
HRC FOB China SS400	Daily	STHRZ02	\$/mt	-	537.00	0.00
HRC FOB China SAE1006 Premium	Daily	STHRY00	\$/mt	-	20.00	0.00
HRC FOB Black Sea	Weekly	STHRB00	\$/mt	560.00-570.00	565.00	0.00
HRC Russia Black Sea exports FOB	Monthly	SB01151	\$/mt	560.00-570.00	565.00	+0.89
HRC Turkey exports FOB	Weekly	SB01155	\$/mt	615.00-625.00	620.00	-1.59
<b>Hot-rolled coil import assessments</b>						
HRC DDP Houston	Daily	STHRG00	\$/st	-	670.00	0.00
HRC CIF Antwerp	Daily	STHRA00	€/mt	615.00-625.00	620.00	-1.59
HRC CFR Southeast Asia SS400	Daily	SB01142	\$/mt	-	537.00	0.00
HRC CFR Southeast Asia SAE1006	Daily	TS01041	\$/mt	-	568.00	0.00
HRC Europe imports CIF Southern Europe port	Daily	SB01143	€/mt	595.00-605.00	600.00	-1.64
HRC Turkey imports CFR Turkish port	Monthly	SB01156	\$/mt	570.00-580.00	575.00	-4.96
HRC DDP West Midlands UK	Weekly	STHWM04	£/mt	595.00-605.00	600.00	0.00
<b>Hot-rolled coil domestic assessments</b>						
Platts TSI HRC EXW Indiana	Daily	TS01018	\$/st	-	720.00	0.00
Platts North European HRC, EXW Ruhr	Daily	STHRE00	€/mt	-	630.00	0.00
Platts North European HRC, EXW Ruhr MTD Avg	Daily	STHRF00	€/mt	-	648.18	-0.28
Platts South European HRC, EXW Italy	Daily	SB01152	€/mt	-	620.00	-0.80
Platts South European HRC, EXW Italy MTD Avg	Daily	SB01264	€/mt	-	634.55	-0.23
Platts North European HRC Carbon-accounted, EXW Ruhr	Daily	EHRSC00	€/mt	-	805.00	+3.21
Platts European HRC Carbon-accounted steel premium (CASP)	Daily	EHRSA00	€/mt	-	175.00	+16.67
HRC Ex-stock Shanghai VAT-inclusive	Daily	SB01260	Yuan/mt	-	3880.00	+0.26
Platts HRC Turkey domestic EXW	Weekly	SB01154	\$/mt	-	655.00	-1.50
HRC Mexico domestic production delivered	Weekly	SB01145	\$/mt	750.08-791.10	770.59	-7.55
HRC Mexico domestic production delivered	Weekly	SB01503	pesos/mt	12800.00-13500.00	13150.00	-10.39
HRC India domestic ex-works Mumbai	Daily	TS01046	Rupee/mt	-	56750.00	0.00
HRC Brazil domestic production EXW taxes excluded	Weekly	SB01138	Real/mt	3800.00-4200.00	4000.00	-4.76
HRC CPT Moscow	Weekly	AAXJI00	Rb/mt	55650.00-55850.00	55750.00	+2.29
<b>Cold-rolled coil export assessments</b>						
CRC Russia Black Sea exports FOB	Monthly	SB01090	\$/mt	690.00-700.00	695.00	+0.72
CRC China exports FOB Shanghai	Weekly	SB01083	\$/mt	-	625.00	-0.79
CRC Brazil exports FOB Brazilian port	Monthly	SB01081	\$/mt	620.00-640.00	630.00	0.00
CRC FOB Black Sea	Weekly	STRRB00	\$/mt	690.00-700.00	695.00	0.00
<b>Cold-rolled coil import assessments</b>						
CRC East Asia imports CFR	Monthly	SB01084	\$/mt	-	630.00	-1.25
CRC Europe imports CIF Southern Europe port	Monthly	SB01085	€/mt	685.00-695.00	690.00	0.00
CRC Turkey imports CFR Turkish port	Monthly	SB01093	\$/mt	665.00-675.00	670.00	-3.60
CRC DDP Houston	Daily	STRRG00	\$/st	-	940.00	0.00
CRC CIF Antwerp	Daily	STRRA00	€/mt	695.00-705.00	700.00	0.00

## Flat products

	Frequency	Platts symbol	Unit	Range	Midpoint/Close	% change
<b>Cold-rolled coil domestic assessments</b>						
Platts South European CRC, EXW Italy	Weekly	SB01091	€/mt	-	740.00	-1.33
CRC Ex-stock Shanghai VAT-inclusive	Weekly	SB01082	Yuan/mt	-	4740.00	+0.85
Platts TSI CRC Turkey domestic EXW	Weekly	SB01092	\$/mt	-	740.00	-2.63
CRC Mexico domestic production delivered	Weekly	SB01086	\$/mt	1000.07-1041.09	1020.58	-5.80
CRC Mexico domestic production delivered	Weekly	SB01403	pesos/mt	17066.00-17766.00	17416.00	-8.70
CRC Brazil domestic production EXW taxes excluded	Weekly	SB01080	Real/mt	4500.00-4800.00	4650.00	-0.53
Platts North European CRC, EXW Ruhr	Daily	STRRE00	€/mt	-	740.00	0.00
Platts TSI CRC EXW Indiana	Daily	STRRI00	\$/st	-	940.00	0.00
<b>Hot dip galvanized assessments</b>						
HDG China export FOB Shanghai	Monthly	SB01119	\$/mt	-	680.00	-1.45
HDG DDP Houston	Monthly	SB01124	\$/st	-	1000.00	0.00
Platts North European HDG Coil, EXW N.EU Wkly	Weekly	SB01125	€/mt	-	780.00	0.00
Platts South European HDG Coil, EXW Italy Wkly	Weekly	SB01126	€/mt	-	770.00	0.00
Platts Turkey HDG Ex-Works Wkly	Weekly	SB01127	\$/mt	-	820.00	-2.96
Platts TSI US HDG-HRC EXW Indiana	Daily	AHDGA00	\$/st	-	890.00	0.00
Platts TSI US HDG-CRC EXW Indiana	Daily	ATZIA00	\$/st	-	920.00	0.00
Platts TSI US HDG-CRC EXW Indiana, incl. G90	Daily	TS01010	\$/st	-	1020.00	0.00
HDG Ex-stock Shanghai VAT-inclusive	Monthly	SB01118	Yuan/mt	-	5150.00	+3.00
HDG Brazil domestic production EXW taxes excluded	Weekly	SB01117	Real/mt	4900.00-5200.00	5050.00	0.00
<b>Plate assessments</b>						
Plate commercial grade China export FOB Shanghai	Weekly	SB01180	\$/mt	-	560.00	-0.71
Plate Europe imports CIF Southern Europe port	Monthly	SB01182	€/mt	675.00-685.00	680.00	0.00
Plate CFR East Asia (Dangjin, South Korea port)	Weekly	TS01043	\$/mt	-	572.00	-0.69
Plate DDP Houston	Daily	STPGM00	\$/mt	-	1322.75	0.00
Plate Ex-stock Shanghai VAT-inclusive	Weekly	SB01178	Yuan/mt	-	3920.00	-1.01
Platts South European Plate, EXW Italy Wkly	Weekly	SB01185	€/mt	-	725.00	-1.36
Plate DDP Houston	Daily	STPRG00	\$/st	-	1200.00	0.00
Platts TSI Plate Delivered US Midwest	Daily	STPRI00	\$/st	-	1570.00	0.00
Platts North European Plate, EXW Ruhr Wkly	Weekly	STPRE00	€/mt	-	885.00	0.00

## Lead times (weeks)\*

	Close	Previous	Change
US Hot-rolled coil	5.5	5.4	0.1
US Cold-rolled coil	6.8	6.6	0.2
US Hot-dip galvanized	7.3	7.7	-0.4
US Plate	5.8	5.8	0.0

\*Weekly (assessed September 13)

## Long products

	Frequency	Platts symbol	Unit	Range	Midpoint	% change
<b>Rebar export prices</b>						
Rebar FOB Turkey	Daily	STCBM00	\$/mt	567.00–568.00	567.50	0.00
Rebar FOB China	Daily	STCBZ02	\$/mt	–	529.00	0.00
<b>Rebar import prices</b>						
Rebar DDP Houston	Weekly	STCBG00	\$/st	–	790.00	+5.33
Rebar CFR Southeast Asia	Daily	SB01195	\$/mt	–	531.00	0.00
<b>Rebar domestic prices</b>						
Rebar EXW US Southeast	Weekly	STCBC00	\$/st	850.00–860.00	855.00	0.00
Platts Rebar EXW Northwest Europe	Weekly	STCBE00	€/mt	–	575.00	-0.86
Rebar Ex-stock Beijing VAT-inclusive	Daily	SB01198	Yuan/mt	–	3835.00	+1.08
Rebar India domestic ex-works Raipur	Daily	STRIA00	Rupee/mt	–	50200.00	+0.60
Rebar North America domestic production Ex-mill US Midwest	Weekly	SB01202	\$/st	855.00–865.00	860.00	-1.71
Rebar EXW Jiangsu VAT-inclusive	Weekly	SB01259	Yuan/mt	–	3770.00	+1.07
Rebar CPT Moscow	Weekly	AAXJG00	Rb/mt	51550.00–51750.00	51650.00	+6.94
Rebar Mexico domestic production delivered	Weekly	SB01199	\$/mt	–	806.56	-3.92
Rebar Mexico domestic production delivered	Weekly	SB01603	pesos/mt	–	14200.00	-1.05
Platts Index Rebar Mexico domestic	Monthly	SBMAU03	Index base 100	–	131.30	-8.63
<b>Wire rod export prices</b>						
Wire rod mesh quality Black Sea exports FOB	Weekly	SB01243	\$/mt	530.00–540.00	535.00	+2.39
Wire rod mesh quality FOB China	Weekly	SB01261	\$/mt	–	525.00	0.00
Wire rod mesh quality Latin America exports FOB Latin America port	Monthly	SB01248	\$/mt	545.00–565.00	555.00	-0.89
Wire rod mesh quality Turkey exports FOB Turkish port	Monthly	SB01251	\$/mt	575.00–585.00	580.00	+2.65
<b>Wire rod domestic prices</b>						
Wire rod mesh quality North America domestic production Ex-mill US Midwest	Weekly	SB01249	\$/st	890.00–910.00	900.00	0.00
Wire Rod Ex-stock Shanghai VAT-inclusive	Weekly	SB01262	Yuan/mt	–	3860.00	+0.26
European Industrial Fasteners Institute Wire Rod Change Index Europe	Monthly	TSMBF03	€/mt	–	562.00	-10.08
<b>Merchant bar prices</b>						
Merchant bar Europe domestic production delivered	Monthly	SB01166	€/mt	675.00–685.00	680.00	+0.74
<b>Beam</b>						
H-beam CFR Southeast Asia	Monthly	SB01114	\$/mt	–	660.00	-2.22
<b>Sections and other</b>						
Medium sections Europe domestic production delivered	Weekly	SB01160	€/mt	780.00–800.00	790.00	0.00
Medium sections Turkey exports FOB Turkish port	Monthly	SB01162	\$/mt	625.00–635.00	630.00	+2.44

**Stainless**

	Frequency	Platts symbol	Unit	Range	Midpoint	% change
<b>CR import prices</b>						
CR304 2B 2mm East Asia imports CFR	Weekly	SB01063	\$/mt	–	2310.00	-0.86
<b>CR domestic prices</b>						
CR304 Ex-warehouse Foshan VAT-inclusive	Monthly	SB01058	Yuan/mt	–	15400.00	+5.48
<b>Alloy surcharge domestic prices</b>						
Alloy surcharge 304 coil Europe domestic production	Monthly	SB01008	€/mt	2179.00–2209.00	2194.00	-0.66
Alloy surcharge 316 coil Europe domestic production	Monthly	SB01011	€/mt	3721.00–3743.00	3732.00	+1.95
Alloy surcharge 430 coil Europe domestic production	Monthly	SB01015	€/mt	925.00–930.00	927.50	-4.77
Alloy surcharge 304L bright bar Europe domestic production	Monthly	SB01010	€/mt	3214.00–3560.00	3387.00	-0.78
Alloy surcharge 316L bright bar Europe domestic production	Monthly	SB01013	€/mt	5122.00–5209.00	5165.50	+1.63
Alloy surcharge 420 bright bar Europe domestic production	Monthly	SB01014	€/mt	1040.00–1070.00	1055.00	-4.65
Alloy surcharge 430F bright bar Europe domestic production	Monthly	SB01017	€/mt	1335.00–1420.00	1377.50	-3.10

## Pipe and tube

	Frequency	Platts symbol	Unit	Range	Midpoint	% change
WeldPipe OCTG carbon steel ERW J55 4 1/2-8 5/8 inch North America domestic production Ex-mill US	Monthly	SB01253	\$/st	1500.00-1700.00	1600.00	0.00
WeldPipe OCTG carbon steel ERW J55 4 1/2-8 5/8 inch North America imports EDDP Gulf port	Monthly	SB01254	\$/st	1300.00-1500.00	1400.00	0.00

## Semi-finished

	Frequency	Platts symbol	Unit	Range	Midpoint	% change
Billet Ex-stock Tangshan VAT-inclusive	Daily	SB01032	Yuan/mt	-	3650.00	+0.55
Billet CFR China	Daily	CBLCA00	\$/mt	-	434.00	+1.17
Billet Turkey exports FOB	Monthly	SB01039	\$/mt	525.00-535.00	530.00	+6.00
Billet CFR Southeast Asia	Daily	SB01035	\$/mt	-	510.00	0.00
Billet Latin America exports FOB Latin America port	Monthly	SB01037	\$/mt	500.00-520.00	510.00	0.00
Billet Turkey imports CFR Turkish port	Monthly	SB01040	\$/mt	500.00-510.00	505.00	+8.60
Billet FOB Black Sea	Daily	STBLB00	\$/mt	-	472.50	0.00
Slab Black Sea exports FOB	Weekly	SB01233	\$/mt	455.00-465.00	460.00	-1.08
Slab CFR Southeast Asia	Monthly	SB01235	\$/mt	-	525.00	-2.78
Slab Brazil exports FOB Brazilian ports	Weekly	SB01236	\$/mt	550.00-555.00	552.50	-0.45
Slab CIF Italy	Weekly	AITAA04	\$/mt	-	600.00	0.00

## Platts TSI steel assessments currency and unit comparisons, September 15

		€/mt		\$/mt		\$/st		\$/CWT		\$/mt	Prior assessment \$ change	% change
<b>Hot-rolled coil</b>												
Platts North European HRC, EXW Ruhr*	STHRE00	630.00***	STHRM00	672.53	STHRD00	610.12	STHRH00	30.51	671.90	671.90	+0.63	+0.09
CIF Antwerp*	STHRA00	620.00***	STHAM00	661.85	STHAD00	600.43	STHAH00	30.03	671.90	671.90	-10.05	-1.50
Platts TSI HRC EXW Indiana**	STHIE00	744.28	STHIM00	793.65	TS01018	720.00***	STHIH00	36.00	793.65	793.65	0.00	0.00
DDP Houston	STHGE00	692.60	STHGM00	738.54	STHRG00	670.00***	STHGH00	33.50	738.54	738.54	0.00	0.00
<b>Cold-rolled coil</b>												
Platts North European CRC, EXW Ruhr*	STRRE00	740.00***	STRRM00	789.95	STRRD00	716.64	STRRH00	35.84	789.21	789.21	+0.74	+0.09
CIF Antwerp*	STRRA00	700.00***	STRAM00	747.25	STRAD00	677.91	STRAH00	33.90	746.55	746.55	+0.70	+0.09
Platts TSI CRC EXW Indiana**	STRIE00	971.71	STRIM00	1036.16	STRRI00	940.00***	STRIH00	47.00	1036.16	1036.16	0.00	0.00
DDP Houston	STRGE00	971.71	STRGM00	1036.16	STRRG00	940.00***	STRGH00	47.00	1036.16	1036.16	0.00	0.00
<b>Plate</b>												
Platts TSI Plate Delivered US Midwest**	STPIE00	1622.96	STPIM00	1730.60	STPRI00	1570.00***	STPIH00	78.50	1730.60	1730.60	0.00	0.00
DDP Houston	STPGE00	1240.47	STPGM00	1322.75	STPRG00	1200.00***	STPGH00	60.00	1322.75	1322.75	0.00	0.00
<b>Reinforcing bar</b>												
Platts EXW Northwest Europe*	STCBE00	575.00***	STCNM00	617.72	STCND00	560.40	STCNH00	28.03	621.30	621.30	-3.58	-0.58
East Mediterranean, basis Turkey*	STCEE00	531.62	STCBM00	567.50***	STCED00	514.84	STCEH00	25.75	567.50	567.50	0.00	0.00
EXW US Southeast**	STCCE00	883.84	STCCM00	942.46	STCBC00	855.00***	STCCH00	42.75	942.46	942.46	0.00	0.00
DDP Houston	STCGE00	816.65	STCGM00	870.81	STCBG00	790.00***	STCGH00	39.50	826.72	826.72	+44.09	+5.33

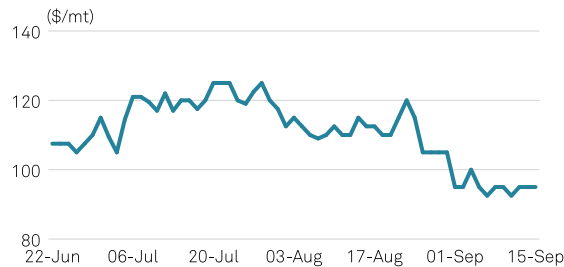
\*LN 16:30 €/\$/ex rate = 1.3776; \*\*NY 16:30 \$/Eur ex rate = 0.7282. \*\*\*the primary assessments and have not been converted

## Steel mill economics: global spreads, September 15, 2023

	Frequency	Platts symbol	Unit	Spread	Change	% change
HRC ASEAN spread (TSI)	Daily	AOPFE00	\$/mt	209.24	-4.44	-2.08
HRC China export spread (Platts)	Daily	AOPKE00	\$/mt	178.24	-4.44	-2.43
Rebar China export spread (Platts)	Daily	AOPLE00	\$/mt	170.24	-4.44	-2.54
China HRC domestic steel mill margin (MVS)	Daily	AMVSA00	\$/mt	-12.07	-1.85	+18.10
China rebar domestic steel mill margin (MVS)	Daily	AMVSB00	\$/mt	-3.69	+1.98	-34.92
Rebar scrap Turkey spread (Platts: TSI)	Daily	AOPGE00	\$/mt	190.50	0.00	0.00
Rebar Black Sea billet spread (Platts)	Daily	AOPHE00	\$/mt	95.00	0.00	0.00
US HRC – MW Shredded Scrap Spread (TSI)	Daily	AOPIE00	\$/st	367.32	0.00	0.00
US Rebar – MW Shredded Scrap Spread (TSI)	Daily	AOPJE00	\$/st	502.32	0.00	0.00
US HRC – MW #1 Busheling Spread (TSI)	Daily	ABUSH00	\$/st	362.86	0.00	0.00

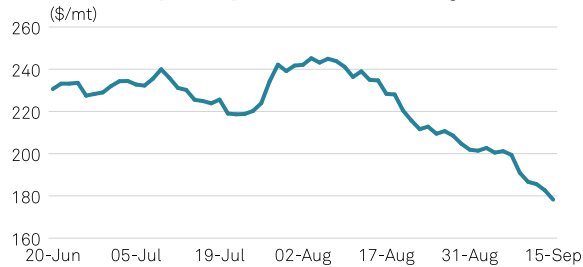
For spreads calculation and assessment methodology, please go to: <http://platts.com/IM.Platts.Content/MethodologyReferences/MethodologySpecs/steel.pdf>

### Rebar Black Sea billet spread, Platts



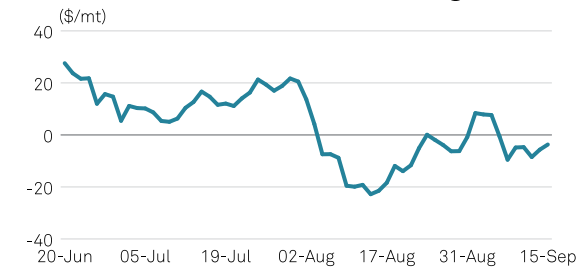
Source: S&P Global Commodity Insights

### HRC China export spread, Platts, Daily



Source: S&P Global Commodity Insights

### China rebar domestic steel mill margin, MVS



Source: S&P Global Commodity Insights

### Assessment Rationale

...from page 1

\$570/mt FOB. Mill offers were heard at \$580/mt FOB.

Exclusions: No market data was excluded from the assessment.

Platts is part of S&P Global Commodity Insights.

The above rationale applies to the Platts daily Turkish rebar assessment, with the associated market data code: STCBM00

### Platts US HRC daily index rationale

Platts assessed the daily TSI US hot-rolled coil index at \$720/st on an ex-works Indiana basis Sept. 15, unchanged from the previous assessment.

A trader indicated value for 500-st quantities at \$700-\$720/st ex-works. There were no other new bids, offers or transactions reported on the day.

No data was excluded from the assessment.

Platts is part of S&P Global Commodity Insights.

The above rationale applies to the daily Platts TSI US HRC EXW Indiana index, with the associated market data code: STHRI00

## Subscriber Notes

### Platts to change frequency, specifications for Turkish CFR billet assessment

Platts, part of S&P Global Commodity Insights, will increase the frequency of its CFR Turkey steel billet assessment (SB01040) to daily from the current monthly frequency, effective Oct. 2, 2023, to better reflect the current market conditions following a change in international trade flows.

Platts first proposed these changes on Aug. 8:

<https://www.spglobal.com/commodityinsights/en/our-methodology/subscriber-notes/080823-platts-proposes-to-change-to-frequency-specifications-for-turkish-cfr-billet-assessment>

Feedback gathered from market participants indicated an increasing demand for higher frequency price assessments, in order to present a more timely reflection of changing market conditions for the Turkish billet market.

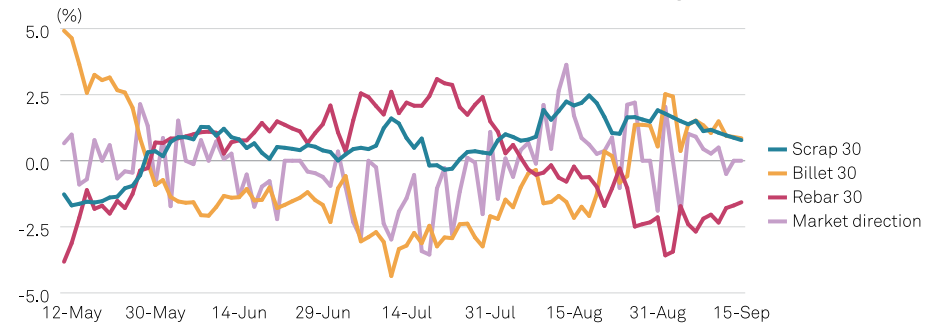
In addition, Platts will update the assessments quality and timing specifications to reflect the most current and commonly traded parameters.

### Platts Turkey ARC tracker

Indexes against 30-day and 60-day moving averages

	15-Sep		14-Sep	
	vs 30-day	vs 60-day	vs 30-day	vs 60-day
Scrap	FETKF10	0.78%	FETKG10	2.23%
	FETKF00	+\$2.94	FETKG00	+\$8.39
Billet	FETKH10	0.85%	FETKI10	0.22%
	FETKH00	+\$4.22	FETKI00	+\$1.10
Rebar	FETKJ10	-1.57%	FETKK60	-2.31%
	FETKJ00	-\$8.90	FETKK00	-\$13.12
Market direction	FETKE20	0.00%	FETKE00	+\$0.00
	FETKE00	+\$0.00	FETKE00	+\$0.00
Composite Index (July, 6, 2012 =100)	FETKL00	92.23	FETKL00	92.23

### Platts Turkey ARC steel tracker based on 30-day averages



Platts Turkey ARC is a relative strength indicator for Platts Turkey Rebar FOB, Platts Black Sea Billet CFR Turkey basis and Benchmark TSI Scrap CFR prices\*. The daily index for each commodity shows the degree the price is over or below the average of price relationships with the others for the past 30 or 60 days, with 0 as equilibrium. Indices provide trading price signals for the commodity or for the wider complex, and potential changes in demand and supply for the steel industry. Historic 30-day and 60-day basis data through 2012 is available.

Source: S&P Global Commodity Insights \*effective March 1, 2016

## Platts

S&P Global  
Commodity Insights

## Steel Price Report

**Contact Client Services:** ci.support@spglobal.com, Americas +1-800-752-8878, Europe & Middle East +44-20-7176-6111, Asia Pacific +65-6530-6430

*Steel Price Report* is published daily by S&P Global Commodity Insights, a division of S&P Global. Registered office 55 Water Street, 37th Floor, New York, N.Y. 10038.

Officers of the Corporation: Richard E. Thornburgh, Non-Executive Chairman; Doug Peterson, President and Chief Executive Officer; Ewout Steenberg, Executive Vice President, Chief Financial Officer; Steve Kemps, Executive Vice President, General Counsel

© 2023 by S&P Global Inc. All rights reserved.

S&P Global, the S&P Global logo, S&P Global Commodity Insights, and Platts are trademarks of S&P Global Inc. Permission for any commercial use of these trademarks must be obtained in writing from S&P Global Inc.

You may view or otherwise use the information, prices, indices, assessments and other related information, graphs, tables and images (“Data”) in this publication

only for your personal use or, if you or your company has a license for the Data from S&P Global Commodity Insights and you are an authorized user, for your company’s internal business use only. You may not publish, reproduce, extract, distribute, retransmit, resell, create any derivative work from and/or otherwise provide access to the Data or any portion thereof to any person (either within or outside your company, including as part of or via any internal electronic system or intranet), firm or entity, including any subsidiary, parent, or other entity that is affiliated with your company, without S&P Global Commodity Insights’ prior written consent or as otherwise authorized under license from S&P Global Commodity Insights. Any use or distribution of the Data beyond the express uses authorized in this paragraph above is subject to the payment of additional fees to S&P Global Commodity Insights.

S&P Global Commodity Insights, its affiliates and all of their third-party licensors disclaim any and all warranties, express or implied, including, but not limited to, any warranties of merchantability or fitness for a particular purpose or use as to the Data, or the results obtained by its use or as to the performance thereof. Data in this publication includes independent and verifiable data collected from actual market participants. Any user of the Data should not rely on any information and/or assessment contained therein in making any investment, trading, risk management or other decision. S&P Global Commodity Insights, its affiliates and their third-party licensors do not guarantee the adequacy, accuracy, timeliness

and/or completeness of the Data or any component thereof or any communications (whether written, oral, electronic or in other format), and shall not be subject to any damages or liability, including but not limited to any indirect, special, incidental, punitive or consequential damages (including but not limited to, loss of profits, trading losses and loss of goodwill).

ICE index data and NYMEX futures data used herein are provided under S&P Global Commodity Insights’ commercial licensing agreements with ICE and with NYMEX. You acknowledge that the ICE index data and NYMEX futures data herein are confidential and are proprietary trade secrets and data of ICE and NYMEX or its licensors/suppliers, and you shall use best efforts to prevent the unauthorized publication, disclosure or copying of the ICE index data and/or NYMEX futures data.

Permission is granted for those registered with the Copyright Clearance Center (CCC) to copy material herein for internal reference or personal use only, provided that appropriate payment is made to the CCC, 222 Rosewood Drive, Danvers, MA 01923, phone +1-978-750-8400. Reproduction in any other form, or for any other purpose, is forbidden without the express prior permission of S&P Global Inc. For article reprints contact: The YGS Group, phone +1-717-505-9701 x105 (800-501-9571 from the U.S.).

For all other queries or requests pursuant to this notice, please contact S&P Global Inc. via email at ci.support@spglobal.com.



**Exchange steel futures**

	Platts symbol	Close	% change
<b>Rebar futures, China (Yuan/mt)</b>			
Shanghai Futures Exchange rebar 1 month	XHRC001	3760.00	+3.58
Shanghai Futures Exchange rebar 2 month	XHRC002	3762.00	+0.64
Shanghai Futures Exchange rebar 3 month	XHRC003	3818.00	+0.74
Shanghai Futures Exchange rebar 4 month	XHRC004	3827.00	+0.82
Shanghai Futures Exchange rebar 5 month	XHRC005	3824.00	+0.79
Shanghai Futures Exchange rebar 6 month	XHRC006	3800.00	+0.90
Shanghai Futures Exchange rebar 7 month	XHRC007	3804.00	+0.82
Shanghai Futures Exchange rebar 8 month	XHRC008	3805.00	+0.82
Shanghai Futures Exchange rebar 9 month	XHRC009	3788.00	+0.88
Shanghai Futures Exchange rebar 10 month	XHRC010	3777.00	+0.75
Shanghai Futures Exchange rebar 11 month	XHRC011	3778.00	+0.83
Shanghai Futures Exchange rebar 12 month	XHRC012	3762.00	+0.72
<b>Hot-rolled coil futures, US (\$/st)</b>			
CME Globex US Midwest domestic HRC 1 month	XNHR001	706.00	-0.14
CME Globex US Midwest domestic HRC 2 month	XNHR002	707.00	+1.00
CME Globex US Midwest domestic HRC 3 month	XNHR003	726.00	+0.97
CME Globex US Midwest domestic HRC 4 month	XNHR004	751.00	+0.54
CME Globex US Midwest domestic HRC 5 month	XNHR005	782.00	+0.77
CME Globex US Midwest domestic HRC 6 month	XNHR006	788.00	+1.03
CME Globex US Midwest domestic HRC 7 month	XNHR007	802.00	+0.63
CME Globex US Midwest domestic HRC 8 month	XNHR008	801.00	+0.75
CME Globex US Midwest domestic HRC 9 month	XNHR009	803.00	+0.75
CME Globex US Midwest domestic HRC 10 month	XNHR010	806.00	+0.75
CME Globex US Midwest domestic HRC 11 month	XNHR011	816.00	+0.74
CME Globex US Midwest domestic HRC 12 month	XNHR012	816.00	+0.74

The specification changes are as follows:

	Current specification	Revised specification
Quality	GOST 380-94	3SP
Timing	Delivery in 2-6 weeks	Delivery in 2-8 weeks

Platts CFR Turkey billet assessment is published in SBB Steel Markets Daily, Steel Price Report and on Platts Dimensions Pro.

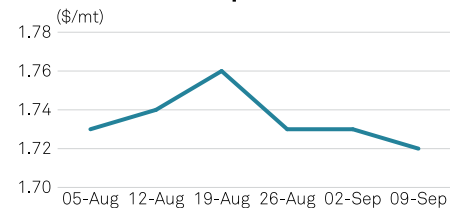
Please send any inquiries about these changes to [Ferrous\\_EMEA@spglobal.com](mailto:Ferrous_EMEA@spglobal.com) and [pricegroup@spglobal.com](mailto:pricegroup@spglobal.com).

For written comments, please provide a clear indication if comments are not intended for publication by Platts for public viewing.

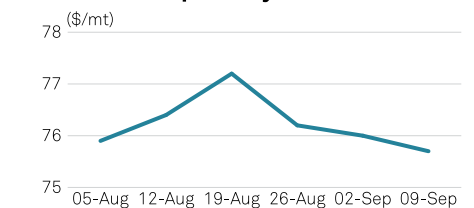
Platts will consider all comments received and will make comments not marked as confidential available upon request.

**Steel industry data**

	Platts symbol	('000 mt)	Change
<b>Monthly crude steel production (June)</b>			
World (66 reporting countries)	IISIA03	158082.93	-10226.67
Source: World Steel Association			
<b>American Iron and Steel Institute data</b>			
AISI raw steel US production weekly (tons)	AISII04	1721000.00	-8000.00
AISI raw steel US capability utilization weekly (%)	AISIH04	75.70	-0.30

**AISI US raw steel production**

Source: steel.org

**AISI % US capability utilization**

Source: steel.org

**Platts changes description of Turkish domestic rebar assessment**

Platts, part of S&P Global Commodity Insights, has changed the description of its Turkish domestic rebar assessment (Symbol: SB01206), effective July 26, following changes in the value added tax (VAT) rate in Turkey.

The VAT rate in Turkey changed from 18% to 20% as per the Presidential Decree No. 7346 published in the Official Gazette dated 7 July 2023, effective July 10.

The assessment description has been changed to Rebar Turkey Dom Prod Ex-Stock Incl. Prevailing Vat Wkly, from Rebar Turkey Dom Prod Ex-Stock Incl. 18% Vat Wkly.

This change only affects the description of the assessment and has no impact on price history of

previously published assessments.

The assessment is published in the SBB Daily Briefing, Steel Markets Daily, Steel Price Report, on Platts Metals Alert on fixed page PMA 1315, on Platts Dimensions Pro and in the Platts price database.

Please send any comments to [ferrous\\_emea@spglobal.com](mailto:ferrous_emea@spglobal.com) and [pricegroup@spglobal.com](mailto:pricegroup@spglobal.com). For written comments, please provide a clear indication if comments are not intended for publication by Platts for public viewing. Platts will consider all comments received and will make comments not marked as confidential available to the public upon request.

## Platts to change China HRC assessment specifications

Platts, part of S&P Global Commodity Insights, will change the specifications of some of its China HRC assessments, effective Sept. 18.

The change will better reflect current market conditions and will expand collection points of market data based on recent feedback gathered from the market.

The revisions include quality and/or dimensions specifications for HRC Ex-stock Shanghai, HRC FOB China SS400 and HRC FOB China SAE1006.

Platts is additionally widening the location basis for HRC FOB China SAE1006, from Tianjin ports currently to Tianjin, Jingtang, Caofeidian and Bayuquan ports, reflecting the bulk of SAE1006 data observed from northern China ports.

Details regarding the changes can be found in the table below:

Affected Assessments	Current Specification	New Specification
HRC Ex-stock Shanghai VAT-inclusive (Symbols: SB01260, SB01360)	Quality: Q235 Width: 1250 mm Thickness: 5.5 mm	Quality: Q235B, based on latest GB/T 3274-2017 standards Width: 1500 mm Thickness: 5.75mm
HRC FOB China SS400 (Symbol: STHRZ02)	Quality: SS400 or equivalent GB/ T912 grade Q235 in Chinese domestic market Width: 1200-1500 mm Thickness: 3mm	Quality: SS400 or equivalent grade Q235B in Chinese domestic market Width: 1200-1500mm Thickness: 3mm
HRC FOB China SAE1006 (Symbol: STHSA00)	Quality: SAE1006 Width: 1200-1500 mm Ports: Tianjin	Quality: SAE1006 Width: 1200-1300 mm Thickness: 2mm Ports: Tianjin, Jingtang, Caofeidian and Bayuquan
HRC FOB China SAE1006 Premium (Symbol: STHRY00)	Symbol Name: HRC FOB China SAE1006 Premium Quality: SAE1006 Width: 1200-1500 mm Thickness: 2mm Ports: Tianjin	Symbol Name: HRC FOB China SAE1006-SS400 spread Quality: SAE1006 Width: 1200-1300 mm Thickness: 2mm Ports: Tianjin, Jingtang, Caofeidian and Bayuquan

This decision follows a period of industry feedback. The changes were first proposed in a note published July 25, 2023.

Full details about the methodology specifications of these assessments can be found here.

The assessments are published on fixed page PMA/STL1198 and PMA/STL1215 of the real-time Platts Steel Alert and Platts Metals Alert, in SBB Steel Markets Daily, in SBB Daily Briefing, in Steel Price Report daily, on Platts Dimensions Pro, in Platts Market Center and in the Platts price database.

Please send any feedback and questions to [PL\\_Asia\\_Steel@spglobal.com](mailto:PL_Asia_Steel@spglobal.com) and [pricegroup@spglobal.com](mailto:pricegroup@spglobal.com).

For written comments, please provide a clear indication if comments are not intended for publication by Platts for public viewing.

Platts will consider all comments received and will make comments not marked as confidential available upon request.